

Course Overview

This is a two-day, hands-on intensive workshop. Participants will learn compensatory hands-on techniques for tonic bite, slow oral transit, tongue thrust, and gag. The participants will practice over 50 specific intervention strategies for improving facial muscle function for eating and speech. Additional topics of discussion may include: goal writing, diet texture progression, tube to oral issues, adaptive mealtime utensils, oral hygiene issues, medication administration issues, oral function for individuals with trachs, facilitating improved articulation through oral motor techniques, research issues, videofluoroscopy issues for motorically involved individuals, and additional topics of importance as determined by the participants.

Course Objectives:

Upon completion Participants will be able to:

- 1) Demonstrate assessment battery for determining orofacial movement patterns using the Beckman protocol.
- 2) Demonstrate compensatory handling techniques.
- 3) Demonstrate oral motor interventions and treatment techniques.
- 4) Recognize how to screen for potential referral candidates.
- 5) Identify the results of the techniques discussed.

Preparation:

You will be working with the fragile tissues of the oral area; for safety reasons, therapeutic nail length is a must. Attendees are asked to bring a large handheld mirror. A DVD of a case study is welcomed for discussion.

Registration Fee

\$450 – Group and Individual Early Registration: Per person rate. 30 days or more in advance.
\$475 – Group Registration: Per person rate. Two (2) or more therapists from the same facility registering at the same time on the same check, money order, or credit card, less than 30 days in advance.
\$500 – Standard Registration: One (1) therapist registering less than 30 days in advance.

There is a \$30 processing fee for any cancellation 15 days or more prior to the conference date. No refunds will be given for cancellations within 14 days of the conference date. Registration may be moved to a future conference or another individual free of charge with a written request.

How do I register?

By phone: Call (407) 590-4852 or fax a completed registration form to (843) 824-8537.


By Mail: Complete the registration form and mail it to **Beckman & Associates, 620 N Wymore Rd STE 230, Maitland, FL 32751-4253.**

By Email: Email the requested information to info@beckmanoralmotor.com

On Line: Visit www.beckmanoralmotor.com

This program is offered for 1.6 ASHA CEUs

(Intermediate level; Professional area).




Beckman & Associates, Inc. is approved by the Continuing Education Board of AMERICAN SPEECH LANGUAGE-HEARING ASSOCIATION (ASHA) to provide education activities in speech-language pathology and audiology.

See course information for number of ASHA CEUs, instructional level and content area.

ASHA CE Provider approval does not imply endorsement of course content, specific products or clinical procedures.

This program is offered for 1.6 AOTA CEUs

(Intermediate level; Performance Skills).



APPROVED PROVIDER of CONTINUING EDUCATION by The American Occupational Therapy Association, Inc.

Approved assignment of 1.6 CEUs does not imply endorsement of specific course content, specific products or clinical procedures by AOTA.

Day One

8:00am-10:00am	Course Overview, Mealtime Myths, Neuroanatomy, Impact of Sensory System, Impact of Gravity on Function, Oral Patterns
10:00am-10:15am	Break (refreshments provided)
10:15am-12:00am	Case Studies-Mealtime Job Aides—Position, Texture, Temperature, Consistency, Utensils
12:00pm-1:00pm	Lunch
1:00pm-3:00pm	Compensatory Techniques—Tonic Bite, Coughing, Gagging/Vomiting (hands on practice)
3:00pm-3:15pm	Break (refreshments provided)
3:15pm-4:15pm	Loss of Food/Fluid, Delayed Oral Transit
4:15pm-5:30pm	Assessment & Intervention Videos—Infant and Adult

Day Two

8:00am-10:00am	Assessment & Intervention Techniques for Oral Structures-Lips, Gums, Tongue (hands on practice)
10:00am-10:15am	Break (refreshments provided)
10:15am-12:00pm	Assessment & Intervention Techniques—Cheeks, Jaw (hands on practice)
12:00pm-1:00pm	Lunch
1:00pm-3:00pm	Assessment & Intervention Techniques—Tongue, Hard Palette, Soft Palette (hands on practice)
3:00pm-3:15pm	Break (refreshments provided)
3:15pm-4:00pm	Continued Assessment & Intervention Techniques and Documentation (hands on practice)
4:00pm-5:30pm	Home program, Maintenance, Tube to Oral Transition, Discussion, Post Test

Registration Form

First Name ↓

Last Name ↓

Profession (use abbreviations, such as OT, SLP, etc.) ↓

Facility

Home Address (Street, City & State/Zip Code) ↓

Phone

IFax

Email

Conference Date

June 25-26, 2010

Conference Location

5373 W Sam Houston Pkwy N, Suite 240
Houston, Texas 77041-5160

Referral Source

Payment method

Check

Credit Card

Beckman & Associates does not sell or release personal information to any other entity.

Billing Information (Credit Card Payment Only)

VISA MasterCard Discover Am. Express

Name on Card:

Card Number:

Expiration Date:

Billing Address (Credit Card Payment Only)

Address:

City:

State/Zip Code:

**Learn the Beckman Oral Motor
Assessment and Intervention
Protocol in a 2-day hands-on
intensive workshop**

June 25-26, 2010
Friday/Saturday

Conference host:



www.caregrp.com

Location:

**Sammons Preston Houston Branch
Patterson Medical Company
5373 W Sam Houston Pky N STE 240
Houston, TX 77041-5160**

Airport:

**George Bush-Houston Intercontinental
Airport (IAH)**

www.fly2houston.com/iah

*about 30 minutes drive time to hotels and
conference site depending on traffic*

Hotel Accommodations:

Comfort Suites (832) 467-1200
11440 Clay Rd, Houston, TX
2 minutes/0.66 miles

La Quinta Inn & Suites Houston (713) 939-1400
4424 Westway Park Blvd, Houston, TX
2 minutes/0.67 miles

Courtyard Marriott by Westchase (713) 784-3003
9975 Westheimer Rd, Houston, TX
10 minutes/8.1 miles

Parking & Directions:

Parking is free and plentiful. Facility is right off Beltway 8 (Toll Road).

For driving directions from the airport or hotels email info@beckmanoralmotor.com.

Dining:

Good dining areas are plentiful and close. A list with map will be provided at conference. Informal dining area with fridge, and microwave available for those who want to bring their lunch.


Attire:

Bring a sweater or light jacket just in case you find the conference room is chilly. Wear comfortable shoes.

Helpful Tips:

You will be working with the fragile tissues of the oral area. For safety reasons, therapeutic nail length is a must.

A small free standing mirror or hand-held mirror is great for the hands-on exercises.



**Beckman Oral Motor
Assessment & Intervention
2010 Conferences**

Chicago, IL - January 22-23

Detroit, MI - January 28-29

Carmel, IN - February 4-5

Baton Rouge, LA - February 25-26

Phoenix, AZ - March 5-6

Rocky Mount, NC - March 12-13

Allentown, PA - March 19-20

Hong Kong, China - April 16-17

Hong Kong, China - April 22-23

El Paso, TX - May 13-14

Columbus, OH - May 22-23

Bradenton, FL - June 11-12

Hastings, NE - June 18-19

Houston, TX - June 25-26

Conway AR - August 12-13

Shelby, NC - September 16-17

Grand Rapids, MI - September 9-10

Manchester, NH - September 24-25

Summit, MS - October 15-16

Orlando, FL - November 5-6

**Beckman Oral Motor
Oro Facial Deep Tissue
Release**

Baton Rouge, LA - February 27

Hong Kong, China - April 24

Orlando, FL - April 30

Orlando, FL - July 30

Grand Rapids, MI - September 11

Orlando, FL - October 8

For more info, new locations & dates visit
www.beckmanoralmotor.com

Host a course in your town!

For info

email info@beckmanoralmotor.com
or call (407) 590-4852